




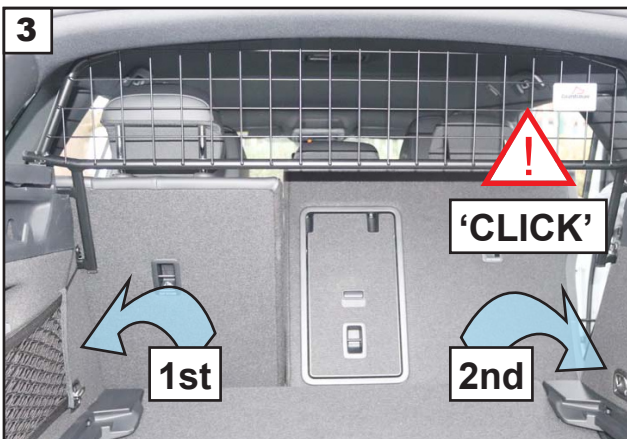

1 Insert the Dog Guard - the badge goes to the back of car

Setzen Sie das Hundegitter ein - die Plakette kommt auf die Rückseite des Autos




2 Place the dog guard in the position shown on both sides.

Platzieren Sie das Hundegitter in der auf beiden Seiten gezeigten Position.



Make sure the Dog Guard is centred. Close the smaller portion of the seat back first. Then close the large portion. Make sure the seats are fully locked.

Stellen Sie sicher, dass das Hundegitter zentriert ist. Schließen Sie zuerst den kleineren Teil der Rückenlehne. Schließen Sie dann den großen Teil. Stellen Sie sicher, dass die Sitze vollständig verriegelt sind.



**VW ID.7 Tourer
(2024~Onwards)**

Part No.G1713

**DOG GUARD
FITTING INSTRUCTION**

**HUNDESCHUTZGITTER
EINBAUANLEITUNG**

**PROTECTION CONTRE LES CHIENS
INSTRUCTIONS DE MONTAGE**

**HUNDEGITTER
MONTERINGSVEJLEDNING**

**CONJUNTO PROTECTOR
PARA PERROS
INSTRUCCIONES DE MONTAJE**

**KIT BARRIERA CANI
ISTRUZIONI DI MONTAGGIO**

**HUNDEVERNGITTER
MONTASJEVEILEDNING**

**HONDENBESCHERMINGSREK
INBOUWINSTRUKTIES**



**SATS HUNDSKYDD
MONTERINGSANVISNING**

**KOIRAN TURVARISTIKKO
ASENNUSOHJEET**

ATHAG LTD. 'GUARDSMAN'
Carlyon Rd. Ind. Est
Atherstone, Warwickshire, England
CV9 1HU. +441827 713040



G1713 v1. 12/24

KIT

READ FULLY
BEFORE BEGINNING -
IT'LL MAKE MORE
SENSE!
VOR DEM ANFANG
VOLLSTÄNDIG
LESEN - ES WIRD MEHR
SINN MACHEN!




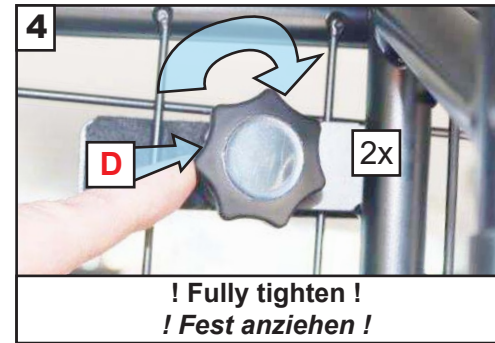



VW ID.7
(2022~Onwards)
G1713D

VARIABLE BOOT DIVIDER
FITTING INSTRUCTION

CAN ONLY BE USED IN
CONJUNCTION WITH
'GUARDSMAN'
VW ID.7
Dog Guard
(2024~Onwards)
G1713

VARIABLER
KOFFERRAUMTEILER
MONTAGEANLEITUNG

KANN NUR IN VERBINDUNG
MIT VERWENDET WERDEN
'GUARDSMAN'
VW ID.7
Hundegitter
(ab 2024)
G1713



ATHAG LTD. 'GUARDSMAN'
Carlyon Rd. Ind. Est
Atherstone, Warwickshire, England
CV9 1HU. +441827 713040
www.guardsmandogguards.co.uk



G1713D v.1 12/24