

KIT

A



**READ FULLY BEFORE BEGINNING
- IT'LL MAKE MORE SENSE!**


**PERIODICALLY CHECK THE
TIGHTNESS OF ALL FIXINGS!**



**KIA EV9
2023 onwards
fits behind 2nd
row of seats**


**G1691
DOG GUARD
FITTING INSTRUCTION**

1



Move the second row of seats forward.
Insert the Dog Guard as shown opposite.
Lift the Dog Guard over the wheel arches.

2



Insert the foot adjusters 'B' into
the vertical tubes.

Bring the guard to the approximate
final position


3



Use the appropriate
controls to get the seat
back rests into the
position required.


The 2nd row seats need
to be slid furthest back
and the backrest furthest
reclined

4



Hook the bracket under
the 'child seat tether bar'
and tighten Bracket 'B'
upwards.

Ensure both sides are
tightened equally



tel no. +44 (0)1827 713040
www.guardsmantogguards.co.uk

Athag Ltd. 'GUARDSMAN'
Carlyon Rd Ind Est. Atherstone
England CV9 1HU
+44 1827 713040

G1691 v1 05/24